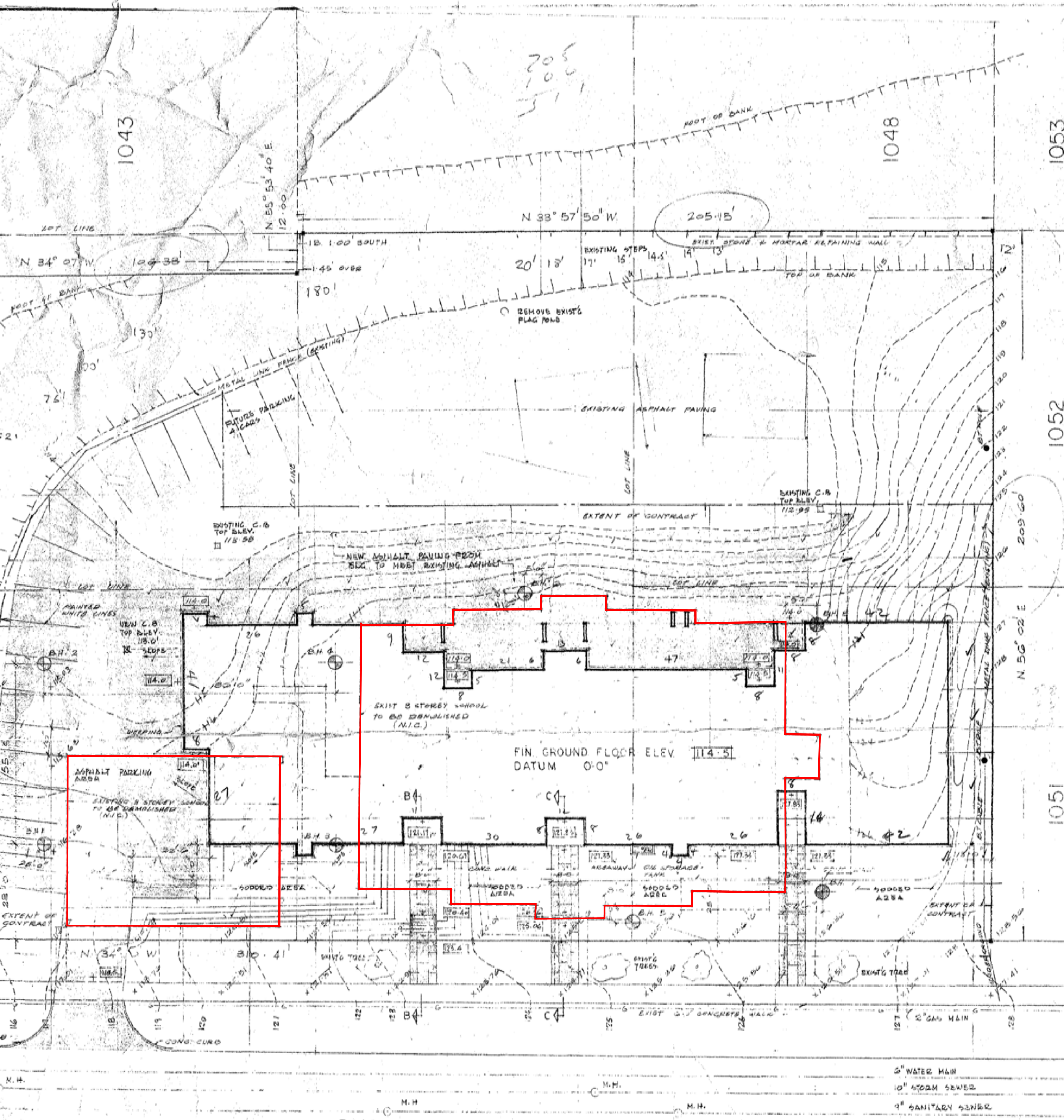

PLOT PLAN
SCALE: 20' = 1"

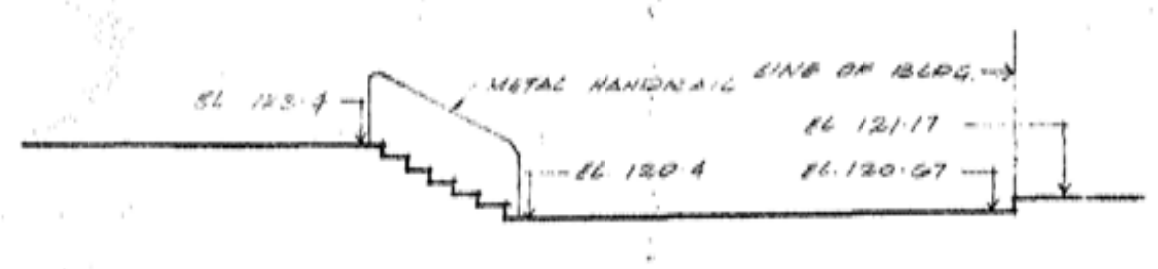

SECTION "B-B"

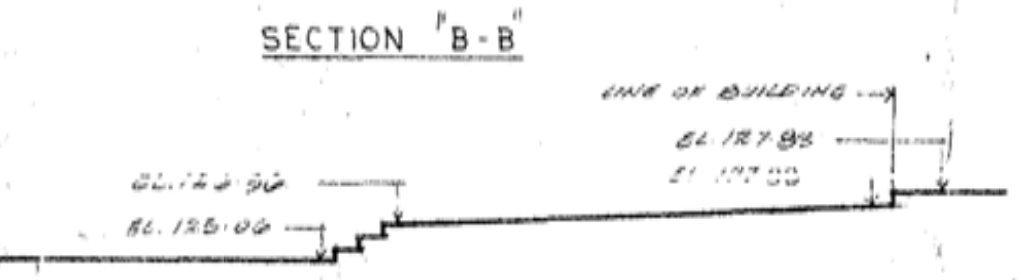

SECTION "C-C"
SCALE: 1/8" = 1'-0"

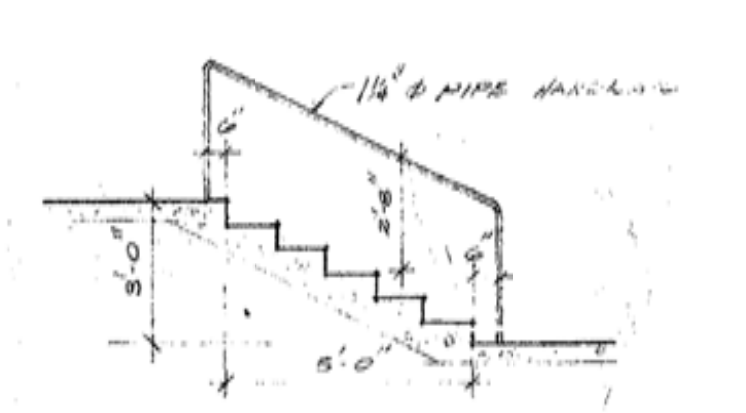

SECTION THROUGH CONC. STAIRS
SCALE 1/4" = 1'-0"

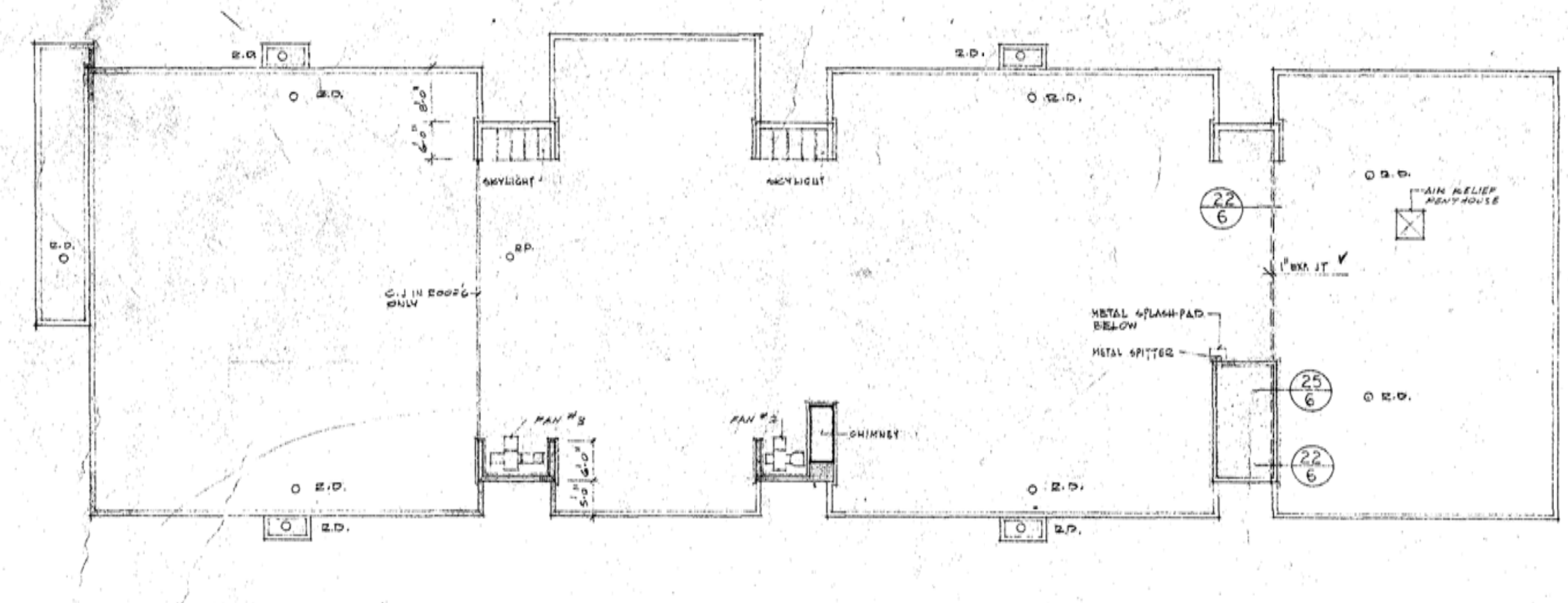

ROOF PLAN
SCALE: 1/16" = 1'-0"

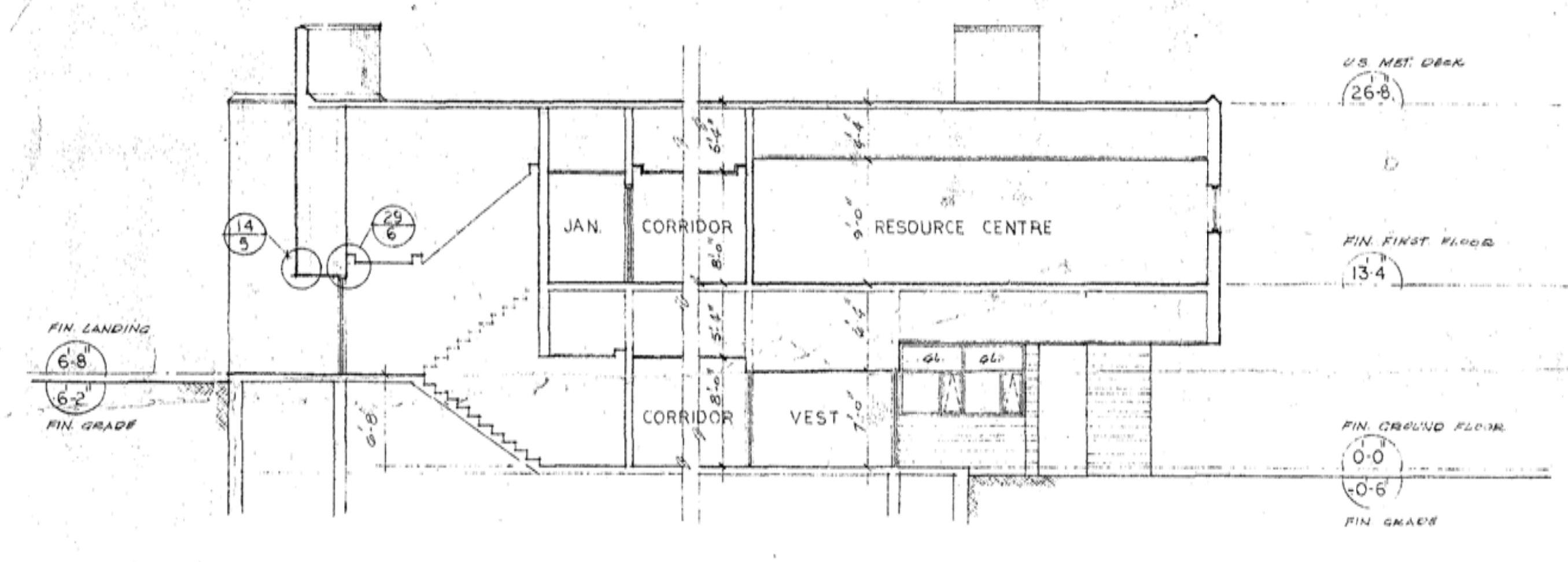

SECTION "A-A"
SCALE: 1/8" = 1'-0"

LEGEND OF MATERIAL

WOOD	METAL
CONCRETE	PLYWOOD
BLOCK	STEEL
TERRAZZO	
INSULATION	

ABBREVIATIONS

AC.T.	ACOUSTIC TILE	W.F.	WASH FOUNTAIN
D.F.	DRINKING FOUNTAIN	S.S.	SLOP SINK
D.W.	DRYWALL	P.L.	PLASTIC LAMINATE
F.P.	FIRE PROOFING	O.W.S.J.	OPEN WEB STEEL JOIST
F.D.	FLOOR DRAIN	P.G.W.G.	POLISHED GEORGIAN WIRE GLASS
GL.	GLASS	CONC.	CONCRETE
HYD.	HYDRANT	F.H.C.	FIRE HOSE CABINET
C.J.	CONTROL JOINT		
H.M.	HOLLOW METAL		
R.T.	RUBBER TILE		
R.D.	ROOF DRAIN		

LIST OF DRAWINGS

ARCHITECTURAL

6853-1	PLOT PLAN ROOF PLAN & DETAILS
6853-2	GROUND FLOOR PLAN & RM ELEVATIONS
6853-3	FIRST FLOOR PLAN & ROOM ELEVATIONS
6853-4	EXTERIOR ELEVATIONS
6853-5	WALL SECTIONS & TYPICAL DETAILS
6853-6	STAIRS & TYPICAL DETAILS
6853-7	REFLECTED CEILING PLAN MILLWORK DETAILS CORRIDOR ELEVATIONS

STRUCTURAL

6853-S1	FOUNDATION PLAN & FOOTING SCHEDULE
6853-S2	FOUNDATION SECTIONS
6853-S3	FIRST FLOOR FRAMING PLAN
6853-S4	FIRST FLOOR SECTIONS
6853-S5	ROOF FRAMING PLAN & SECTIONS
6853-S6	ROOF SECTIONS

MECHANICAL

6853-M1	PLOT PLAN LEGENDS & DETAILS
6853-M2	GROUND FLOOR HEATING & VENTILATING LAYOUT
6853-M3	FIRST FLOOR HEATING & VENTILATING LAYOUT
6853-M4	GROUND FLOOR PLUMBING LAYOUT
6853-M5	FIRST FLOOR PLUMBING LAYOUT

ELECTRICAL

6853-E1	GROUND FLOOR ELECTRICAL LAYOUT
6853-E2	FIRST FLOOR ELECTRICAL LAYOUT
6853-E3	ELECTRICAL RISER DIAGRAM & LEGEND

GUELPH DISTRICT BOARD OF EDUCATION
385 WOOLWICH STREET
GUELPH, ONTARIO

METAL FLASHING
4" CONC. CAP
ANCHORED TO MASONRY
CHIMNEY FLUE
1" RIGID INSULATION
BLOCK TO SUIT
4" BLOCK FACE

CHIMNEY
SCALE 1/2" = 1'

REV
CONTRACTOR
THIS DRAWING
CONSTRUCTION
SIGNED BY:

CZS
CRAIG, ZE
AR
385 MADISON AVE.
147 HUNTER ST. WE

CENTRAL
SCHOOL
GUELPH

PROJECT NORTH
DRAWN R.B.
CHECKED J.B. AM.
SHEET TITLE PLOT P
ROOF P
DETAILS
SHEET NUMBER 6853-